

General Lighting Overview

Please find attached with this our **Focus Notes** and **Lighting Plan**. The plan is utilising quite a lot of lights and we are aware that not all venues have the capability for this.

We are flexible and are able to work with quite minimal lighting.

Our main lighting is a general wash of the stage and for the structure to be lit, which takes up the back of the stage (approx 5m wide and 3.8m high). There are also a couple of spot lights and profiles which we would like to have.

In the performance we use a video projector to display images and films on a screen located in the middle of the structure (**up stage centre**). For this, we use **back projection** and require no spill on the screen. However, this is something that can be focused during the get-in day before with the company.

Obviously as the technician you know the space and plan better than we do and therefore will know what will work in your venue. Please contact us if you require further details or would like to talk further.

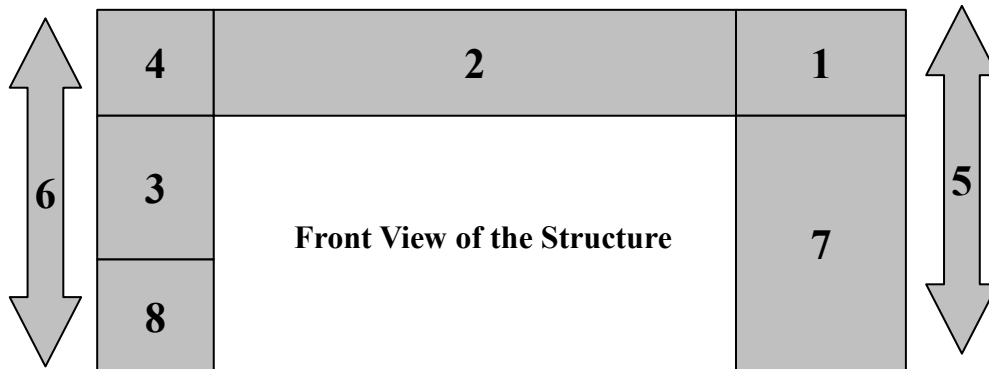
contact@greeneyedzero.com

07939 472 338

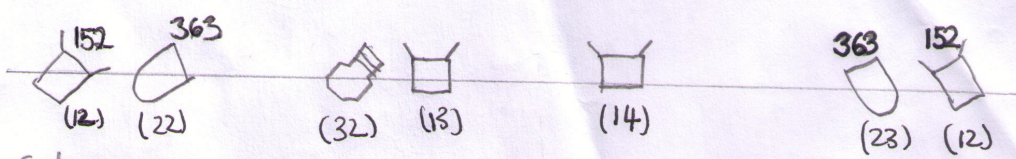
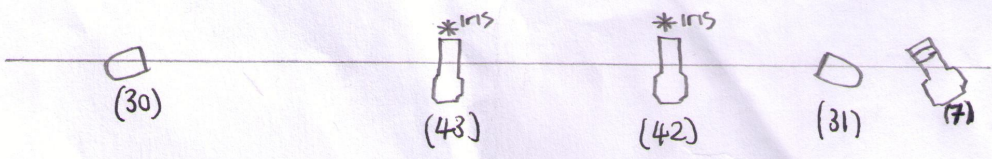
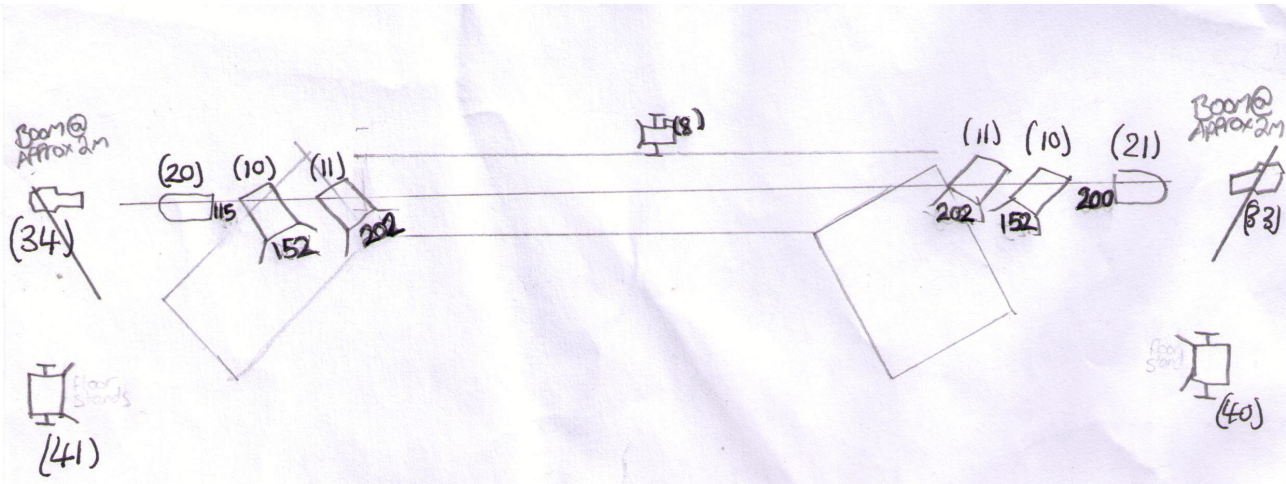
Focus Notes

1. Profile
2. Profile
3. Profile
4. Profile
5. Profile
6. Profile
7. Wide Profile
8. 500w Fresnel

1-8 are all focused quite tightly around each section of the structure – to give comic strip effect.



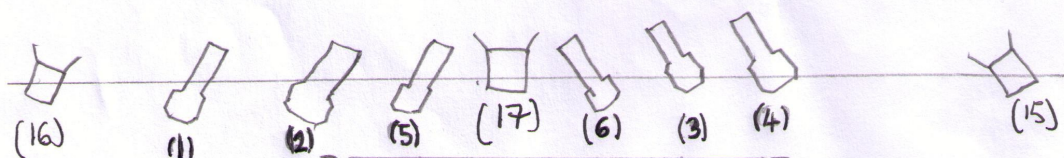
10. Warm general wash back light, focused to just over the width of the structure
11. Cold general wash back light
12. Warm general wash top light, focused to just over the width of the structure
13. Open white general wash top light
14. Open white general wash top light
15. Open white front light, focused to just over the width of the structure
16. Open white front light, focused to just over the width of the structure
17. Open white front centre light
20. Green/Blue, focused along the top of the structure
21. Blue, focused on top stage left of structure
22. Blue cross wash across centre stage
23. Blue cross wash across centre stage
30. Front fill for stage left side of structure
31. Front fill for stage right side of structure
32. Front fill for centre of structure above screen
33. Side light for top of structure
34. Side light for top of structure
40. Floor side lights for centre stage
41. Floor side lights for centre stage
42. Top spot for start of show – soft spot, shoulder width
43. Top spot, slightly bigger than 42, soft spot



Colours
 152 - Straw warm
 202 - Steel blue
 115 - Green/Blue
 200 - Blue
 363 - Deep Blue

Key
 [Square with diagonal line] 1k fresnel
 [Square with horizontal lines] 500w fresnel
 [Narrow rectangle] profile - narrow
 [Wide rectangle] profile - wide
 [Circle] PAR 64-CP62
 [Square with vertical lines] floor stand

FoH



6	4	2	1	5	
	3				7
	8				